

WATER & SEWER RATES

WATER CAPITALS - RATES




Water Large Capitals -Rates			Totals
2025	10 Maintenance Projects	146	1,130,500
2026	4 Maintenance Projects	146	705,000
2027	7 Maintenance Projects	146	837,500
2028	7 Maintenance Projects	146	870,000
2029	3 Maintenance Projects	146	460,000
2030	6 Maintenance Projects	146	680,000
Total Water Large Capitals -Rates			4,683,000

Water Operational Capitals -Rates			Totals
2025	4 Vehicles	620	225,000
2026	2 Vehicles	620	300,000
2027	4 Vehicles	620	195,000
2028	4 Vehicles	620	205,000
2029	5 Vehicles	620	385,000
2030	2 Vehicles	620	56,000
Total Water Operational Capitals -Rates			1,366,000

Total Water Capitals -Rates [146 & 620]			6,049,000
---	--	--	-----------


SEWER CAPITALS - RATES

Sewer Large Capital - Rates			Totals
2025	9 Maintenance Projects	146	919,500
2026	10 Maintenance Projects	146	982,500
2027	9 Maintenance Projects	146	1,120,000
2028	10 Maintenance Projects	146	1,522,000
2029	6 Maintenance Projects	146	898,000
2030	6 Maintenance Projects	146	1,160,000
Total Sewer Large Capitals -Rates			6,602,000
Sewer Operational Capital - Rates			Totals
2025	6 Vehicles	620	295,000
2026	2 Vehicles	620	210,000
2027	6 Vehicles	620	850,000
2028	8 Vehicles	620	420,000
2029	5 Vehicles	620	745,000
2030	4 Vehicles	620	365,000
Total Sewer Operational Capital - Rates			2,885,000
Total Sewer Capital - Rates [146 & 620]			9,487,000





WATER & SEWER CAPITALS - TOURISM



Water Large Capitals - Tourism			Totals
2025	5 Projects	145	3,650,000
2026	5 Projects	145	8,250,000
2027	4 Projects	145	6,410,000
2028	3 Projects	145	7,800,000
2029	1 Projects	145	3,700,000
2030	2 Projects	145	4,240,000
Total Water Capitals - Tourism			34,050,000

Sewer Captials- Tourism			Totals
2025	6 Projects	145	2,550,000
2026	6 Projects	145	3,500,000
2027	5 Projects	145	7,035,000
2028	5 Projects	145	3,471,000
2029	5 Projects	145	2,788,000
2030	5 Projects	145	4,125,000
Total Sewer Capitals - Tourism			23,469,000


RESIDENTIAL WATER RATES

Water Rate - Residential			2024	2025	2026	2027	2028	2029	
Required rate increase to maintain reserves:			3%	3%	3%	3%	3%	3%	
Balance of Water Reserves (620) - Y/E Available Cash			3,115,000	1,809,879	1,340,374	1,228,383	1,525,136	1,984,374	
Reserve Percentage				29%	22%	20%	24%	31%	
20% Low Reserve Limit				1,289,760	1,219,319	1,255,369	1,266,335	1,281,745	
Base Monthly Charge per Meter Size			5/8"	12.12	12.48	12.86	13.24	13.64	14.05
			3/4"	12.12	12.48	12.86	13.24	13.64	14.05
			1.0"	20.25	20.86	21.48	22.13	22.79	23.48
			1.5"	40.39	41.60	42.85	44.14	45.46	46.82
			2.0"	64.66	66.60	68.60	70.66	72.78	74.96
			3.0"	121.27	124.91	128.66	132.52	136.49	140.59
			4.0"	202.17	208.24	214.48	220.92	227.54	234.37
			6.0"	404.23	416.36	428.85	441.71	454.96	468.61
Residential Water Rate/1000 gallons			3.11	3.20	3.30	3.40	3.50	3.61	

COMMERCIAL WATER RATES

Water Rate - Commercial			2024	2025	2026	2027	2028	2029	
Required rate increase to maintain reserves:			12%	16%	15%	15%	8%	3%	
Balance of Water Reserves (620) - Y/E Available Cash			3,115,000	1,809,879	1,340,374	1,228,383	1,525,136	1,984,374	
Reserve Percentage				29%	22%	20%	24%	31%	
20% Low Reserve Limit				1,289,760	1,219,319	1,255,369	1,266,335	1,281,745	
Base Monthly Charge per Meter Size			5/8"	13.18	15.29	17.58	20.22	21.84	22.49
			3/4"	13.18	15.29	17.58	20.22	21.84	22.49
			1.0"	22.02	25.54	29.37	33.78	36.48	37.58
			1.5"	43.92	50.95	58.59	67.38	72.77	74.95
			2.0"	70.30	81.55	93.78	107.85	116.48	119.97
			3.0"	131.87	152.97	175.91	202.30	218.49	225.04
			4.0"	219.84	255.01	293.27	337.26	364.24	375.16
			6.0"	439.55	509.88	586.36	674.31	728.26	750.11
Commercial Water Rate/1000 gallons			5.02	5.82	6.70	7.70	8.32	8.57	

RESIDENTIAL SEWER RATES



Sewer Rate - Residential			2024	2025	2026	2027	2028	2029	
Required rate increase to maintain reserves:			6%	3%	3%	3%	3%	3%	
Balance of Sewer Reserves (620) - Y/E Available Cash			5,785,000	4,803,062	4,092,789	3,642,736	2,947,305	2,705,457	
Reserve Percentage				70%	50%	43%	34%	30%	
20% Low Reserve Limit				1,615,356	1,652,129	1,745,038	1,888,119	1,873,311	
Base Monthly Charge per Meter Size			5/8"	10.02	10.32	10.63	10.95	11.28	11.62
			3/4"	10.02	10.32	10.63	10.95	11.28	11.62
			1.0"	16.74	17.24	17.76	18.29	18.84	19.41
			1.5"	33.35	34.35	35.38	36.44	37.54	38.66
			2.0"	53.34	54.94	56.59	58.29	60.03	61.84
			3.0"	100.11	103.11	106.21	109.39	112.67	116.05
			4.0"	166.88	171.89	177.04	182.35	187.82	193.46
			6.0"	333.66	343.67	353.98	364.60	375.54	386.80
Residential Sewer Rate/1000 gallons			Res 1000	3.17	3.27	3.36	3.46	3.57	3.67

COMMERCIAL SEWER RATES

Sewer Rate - Commercial			2024	2025	2026	2027	2028	2029	
Required rate increase to maintain reserves:			6%	8%	7%	7%	7%	5%	
Balance of Sewer Reserves (620) - Y/E Available Cash			5,785,000	4,803,062	4,092,789	3,642,736	2,947,305	2,705,457	
Reserve Percentage				70%	50%	43%	34%	30%	
20% Low Reserve Limit				1,615,356	1,652,129	1,745,038	1,888,119	1,873,311	
Base Monthly Charge per Meter Size			5/8"	10.02	10.82	11.58	12.39	13.26	13.92
			3/4"	10.02	10.82	11.58	12.39	13.26	13.92
			1.0"	16.74	18.08	19.34	20.70	22.15	23.26
			1.5"	33.35	36.02	38.54	41.24	44.12	46.33
			2.0"	53.34	57.61	61.64	65.95	70.57	74.10
			3.0"	100.11	108.12	115.69	123.79	132.45	139.07
			4.0"	166.88	180.23	192.85	206.35	220.79	231.83
			6.0"	333.66	360.35	385.58	412.57	441.45	463.52
Commercial Sewer Rate/1000 Gallons			6.13	6.62	7.08	7.58	8.11	8.52	

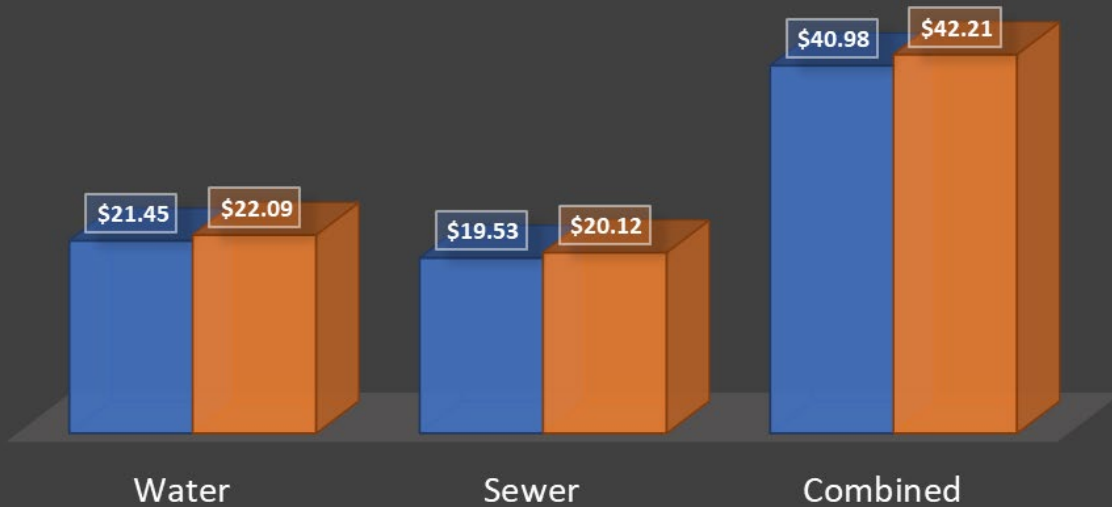


RESIDENTIAL AND COMMERCIAL WATER AND SEWER USE



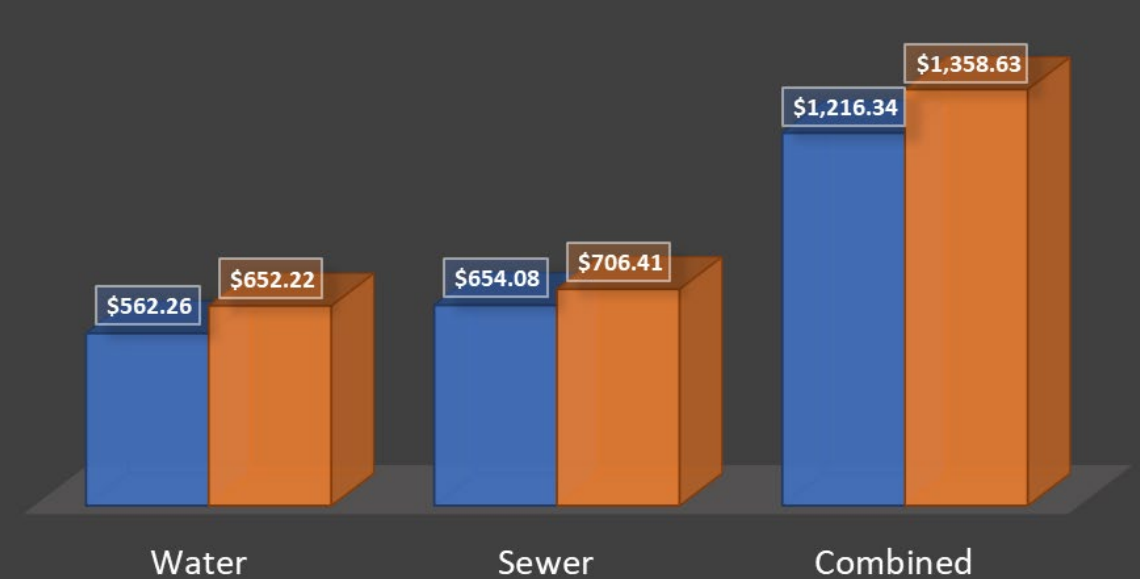
RESIDENTIAL 3/4" METER

■ 2024 ■ 2025



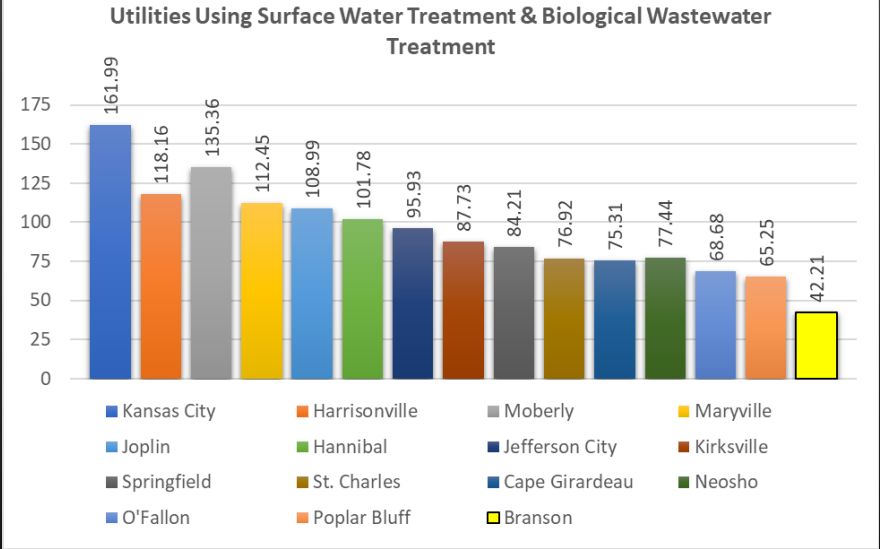
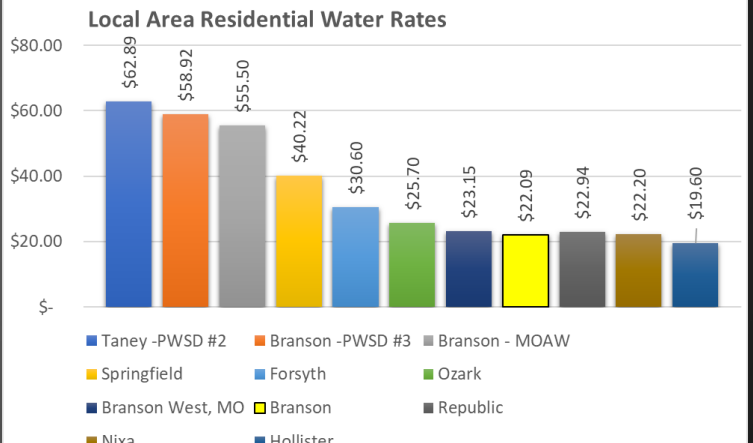
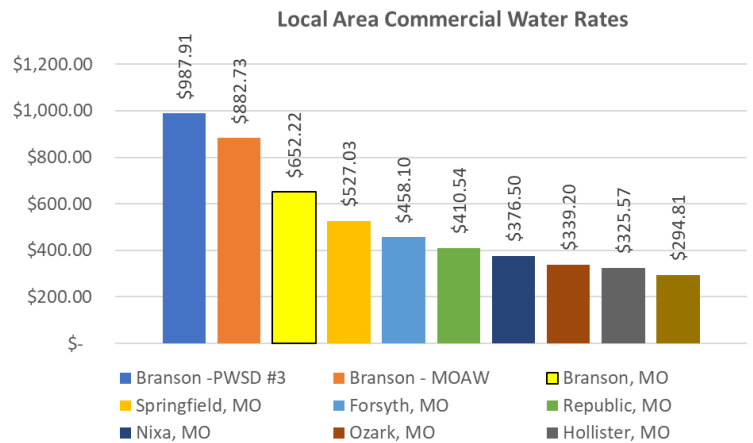
COMMERCIAL 2" METER

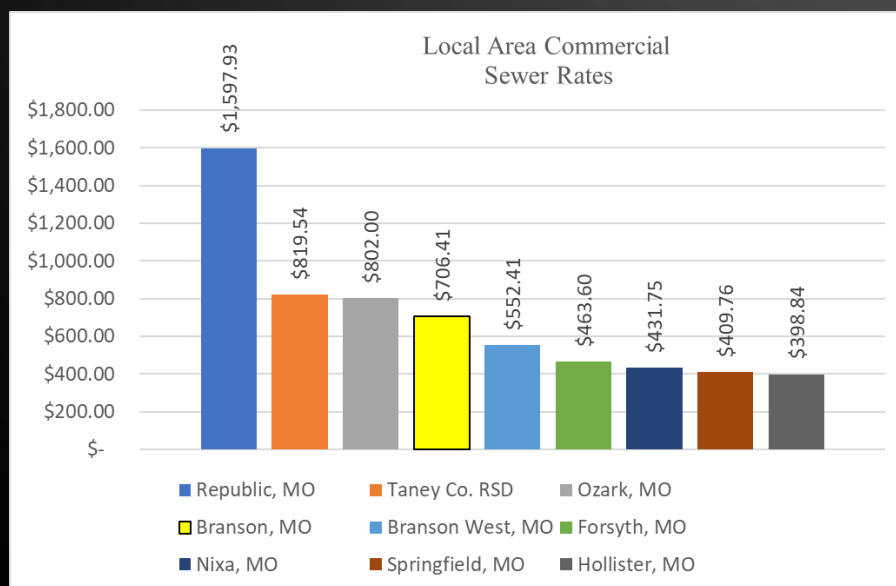
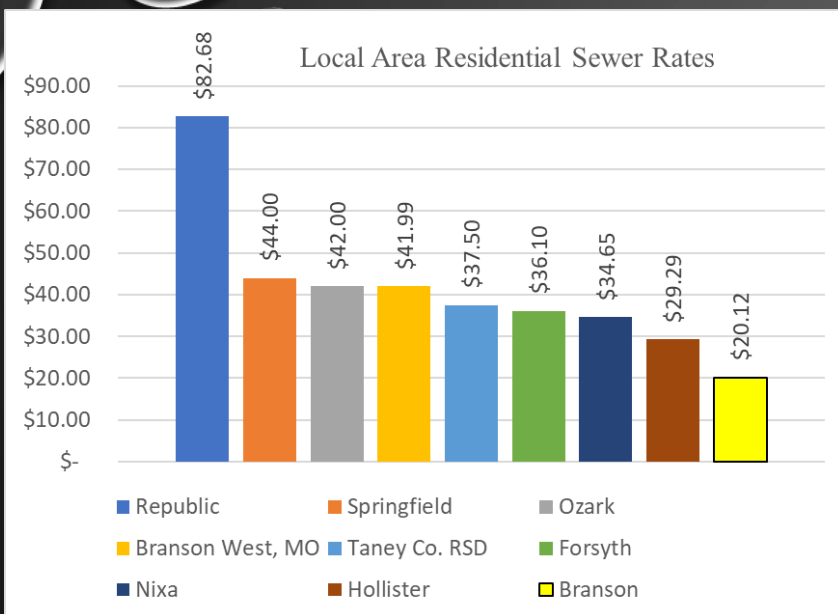
■ 2024 ■ 2025



- Residential is based on 5,000-gallon use per month
- Difference Per Month for Water \$0.64
- Difference Per Month for Sewer \$0.59
- Combined Difference Per Month Water & Sewer \$1.23

- Commercial is based on 100,000-gallon use per month
- Difference Per Month for Water \$89.96
- Difference Per Month for Sewer \$52.33
- Combined Difference Per Month Water & Sewer \$142.29







QUESTIONS