

WATER & SEWER RATES

WATER CAPITALS - RATES




Water Large Capitals -Rates			Totals
2024	7 Maintenance Projects	146	845,000
2025	5 Maintenance Projects	146	690,000
2026	4 Maintenance Projects	146	695,000
2027	6 Maintenance Projects	146	820,000
2028	6 Maintenance Projects	146	675,000
Total Water Large Capitals -Rates			3,725,000

Water Operational Capitals -Rates			Totals
2024	2 Vehicles	620	115,000
2025	3 Vehicles	620	205,000
2026	1 Vehicles	620	50,000
2027	3 Vehicles	620	75,000
2028	5 Vehicles	620	290,000
Total Water Operational Capitals -Rates			735,000

Total Water Capitals -Rates [146 & 620]			4,460,000
---	--	--	-----------


SEWER CAPITALS - RATES

Sewer Large Capital - Rates			Totals
2024	10 Maintenance Projects	146	815,000
2025	6 Maintenance Projects	146	385,000
2026	8 Maintenance Projects	146	470,000
2027	7 Maintenance Projects	146	293,750
2028	9 Maintenance Projects	146	790,000
Total Sewer Large Capitals - Rates			2,753,750
Sewer Operational Capital - Rates			Totals
2024	4 Vehicles	620	233,000
2025	4 Vehicles	620	160,000
2026	4 Vehicles	620	750,000
2027	5 Vehicles	620	325,000
2028	10 Vehicles	620	800,000
Total Sewer Operational Capital - Rates			2,268,000
Total Sewer Capital - Rates [146 & 620]			5,021,750





WATER & SEWER CAPITALS - TOURISM



Water Large Capitals - Tourism			Totals
2024	5 Projects	145	13,355,000
2025	4 Projects	145	7,760,000
2026	4 Projects	145	6,600,000
2027	3 Projects	145	5,950,000
2028	4 Projects	145	7,840,000
Total Water Capitals - Tourism			41,505,000

Sewer Captials- Tourism			Totals
2024	2 Projects	145	1,950,000
2025	6 Projects	145	1,555,000
2026	4 Projects	145	4,700,000
2027	4 Projects	145	4,635,000
2028	4 Projects	145	3,071,000
Total Sewer Capitals - Tourism			15,911,000

RESIDENTIAL WATER RATES

Water Rate - Residential			2023	2024	2025	2026	2027	2028	
Required rate increase to maintain reserves:			12%	3%	3%	3%	3%	3%	
Balance of Water Reserves (620) - Y/E Available Cash			3,255,000	1,789,250	1,810,489	1,399,909	1,286,827	1,160,402	
Reserve Percentage				32%	32%	25%	22%	19%	
20% Low Reserve Limit				1,124,475	1,129,149	1,127,654	1,187,014	1,231,254	
Base Monthly Charge per Meter Size			5/8"	11.77	12.12	12.49	12.86	13.25	13.64
			3/4"	11.77	12.12	12.49	12.86	13.25	13.64
			1.0"	19.66	20.25	20.85	21.48	22.12	22.79
			1.5"	39.21	40.39	41.60	42.85	44.13	45.46
			2.0"	62.77	64.66	66.59	68.59	70.65	72.77
			3.0"	117.74	121.27	124.91	128.65	132.51	136.49
			4.0"	196.29	202.17	208.24	214.49	220.92	227.55
			6.0"	392.46	404.23	416.36	428.85	441.71	454.96
Residential Water Rate/1000 gallons			3.02	3.11	3.20	3.30	3.40	3.50	

COMMERCIAL WATER RATES

Water Rate - Commercial					2023	2024	2025	2026	2027	2028
Required rate increase to maintain reserves:					12%	12%	11%	13%	13%	3%
Balance of Water Reserves (620) - Y/E Available Cash			3,255,000			1,789,250	1,810,489	1,399,909	1,286,827	1,160,402
Reserve Percentage						32%	32%	25%	22%	19%
			20% Low Reserve Limit			1,124,475	1,129,149	1,127,654	1,187,014	1,231,254
Base Monthly Charge per Meter Size				5/8"	11.77	13.18	14.63	16.53	18.68	19.24
				3/4"	11.77	13.18	14.63	16.53	18.68	19.24
				1.0"	19.66	22.02	24.44	27.62	31.21	32.14
				1.5"	39.21	43.92	48.75	55.08	62.24	64.11
				2.0"	62.77	70.30	78.04	88.18	99.65	102.64
				3.0"	117.74	131.87	146.37	165.40	186.90	192.51
				4.0"	196.29	219.84	244.02	275.75	311.59	320.94
				6.0"	392.46	439.55	487.90	551.33	623.00	641.69
Commercial Water Rate/1000 gallons					4.49	5.02	5.58	6.30	7.12	7.34

SEWER RATES



Sewer Rate					2023	2024	2025	2026	2027	2028
Required rate increase to maintain reserves:					10%	6%	5%	3%	3%	3%
Balance of Sewer Reserves (620) - Y/E Available Cash			6,045,000			4,543,926	4,550,914	3,935,825	3,682,247	2,813,219
Reserve Percentage						58.9%	61.4%	47.5%	44.9%	31.0%
			20% Low Reserve Limit			1,542,029	1,481,402	1,657,574	1,638,981	1,817,661
Base Monthly Charge per Meter Size				5/8"	9.45	10.02	10.52	10.83	11.16	11.49
				3/4"	9.45	10.02	10.52	10.83	11.16	11.49
				1.0"	15.80	16.74	17.58	18.11	18.65	19.21
				1.5"	31.46	33.35	35.01	36.07	37.15	38.26
				2.0"	50.33	53.34	56.01	57.69	59.42	61.21
				3.0"	94.45	100.11	105.12	108.27	111.52	114.87
				4.0"	157.43	166.88	175.22	180.48	185.89	191.47
				6.0"	314.78	333.66	350.35	360.86	371.68	382.83
Residential Sewer Rate/1000 gallons				Res 1000	2.99	3.17	3.33	3.43	3.53	3.64
Commercial Sewer Rate/1000 gallons				Com 1000	5.79	6.13	6.44	6.63	6.83	7.04

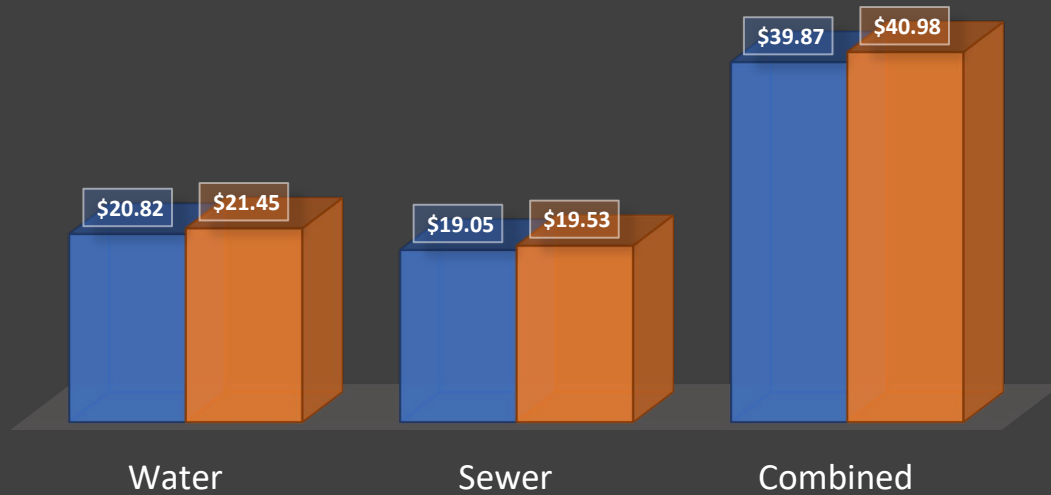


RESIDENTIAL AND COMMERCIAL WATER AND SEWER USE



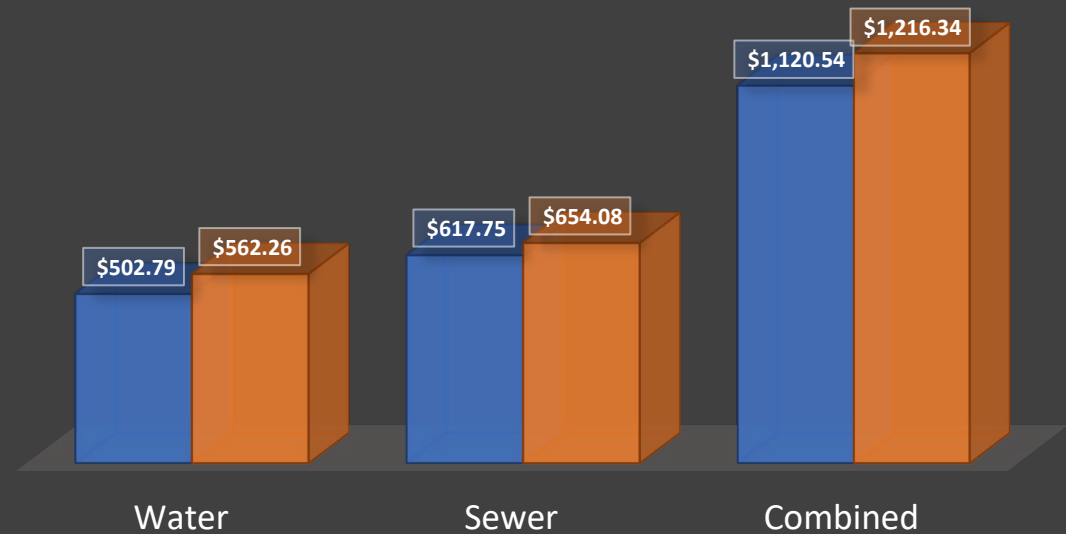
RESIDENTIAL 3/4" METER

■ 2023 ■ 2024



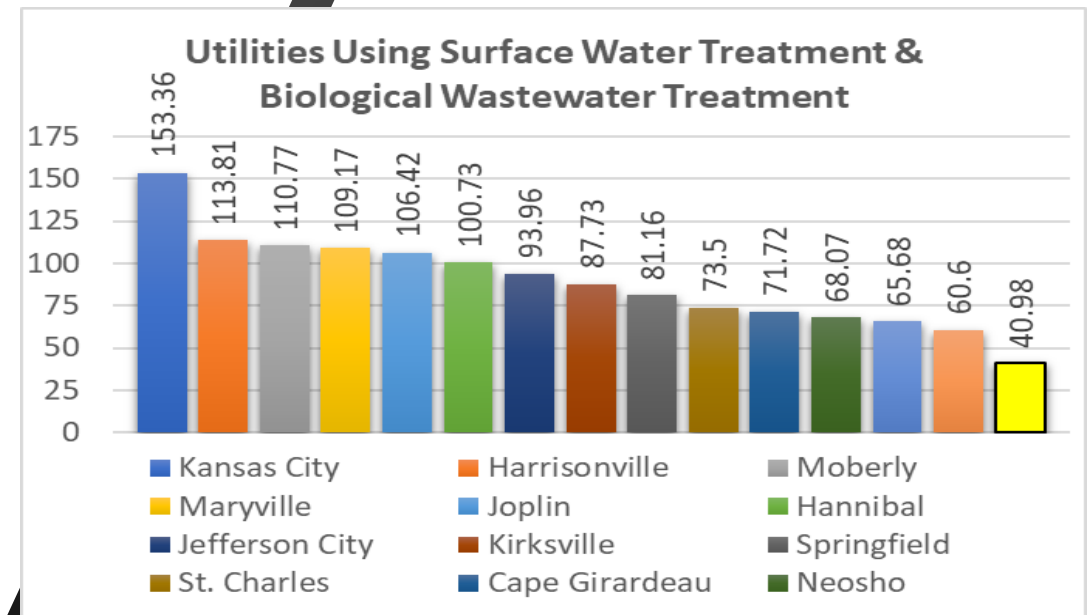
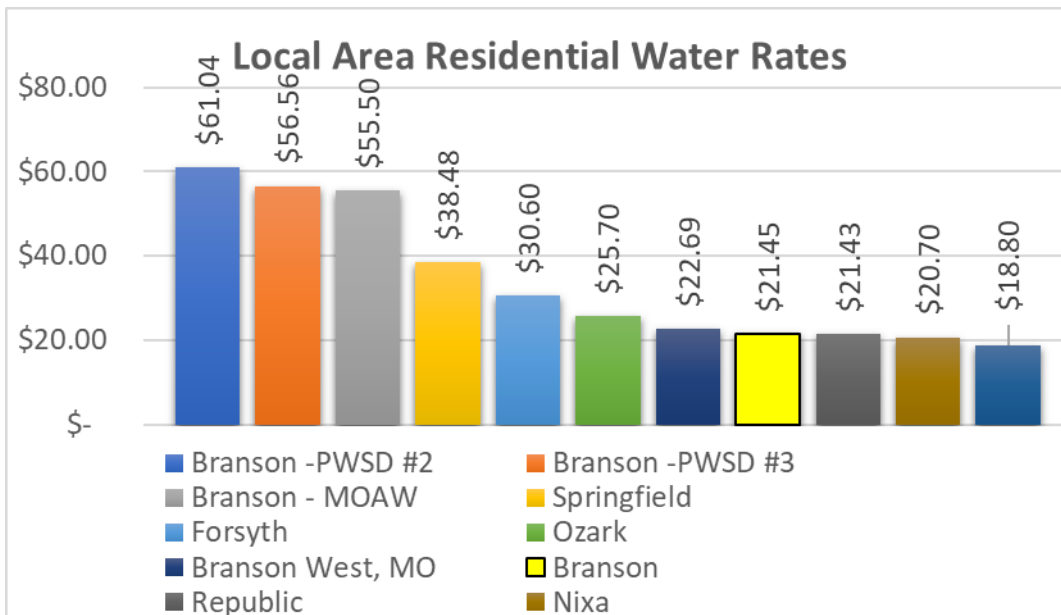
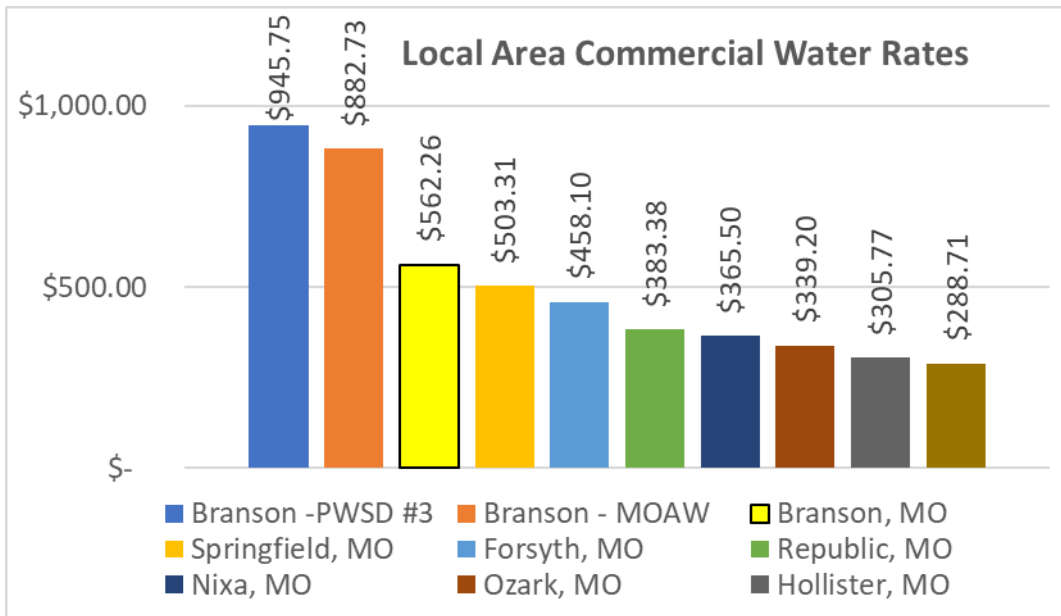
COMMERCIAL 2" METER

■ 2023 ■ 2024



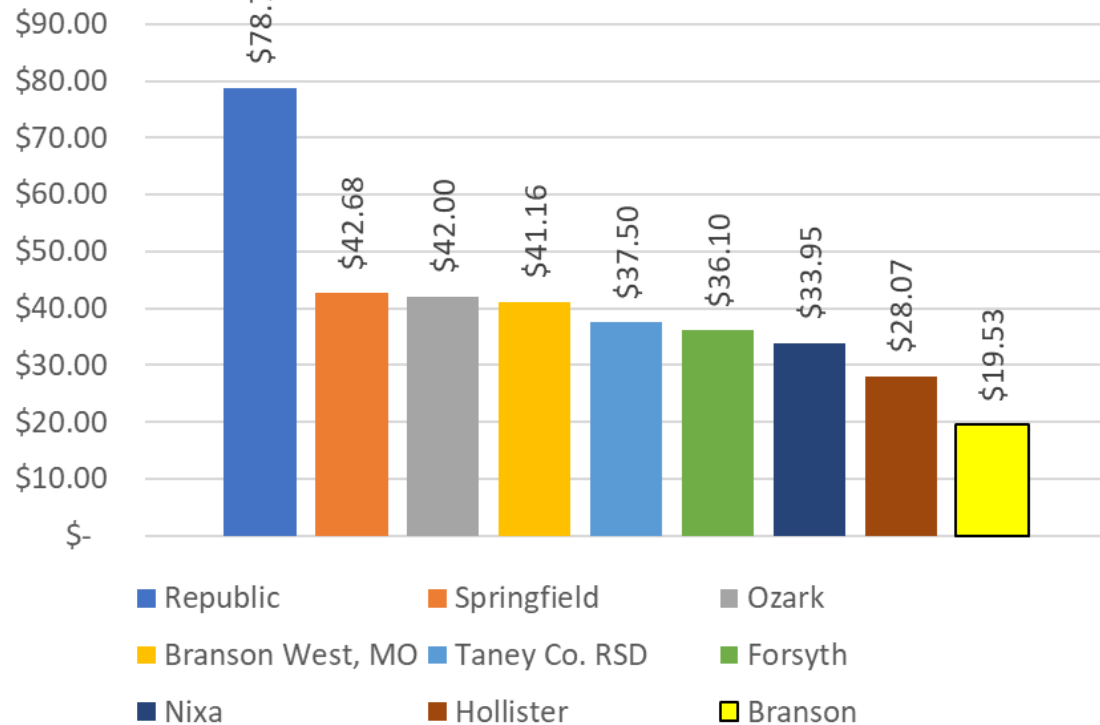
- Residential is based on 5,000-gallon use per month
- Difference Per Month for Water \$0.63
- Difference Per Month for Sewer \$0.48
- Combined Difference Per Month Water & Sewer \$1.11

- Commercial is based on 100,000-gallon use per month
- Difference Per Month for Water \$59.47
- Difference Per Month for Sewer \$36.33
- Combined Difference Per Month Water & Sewer \$95.80

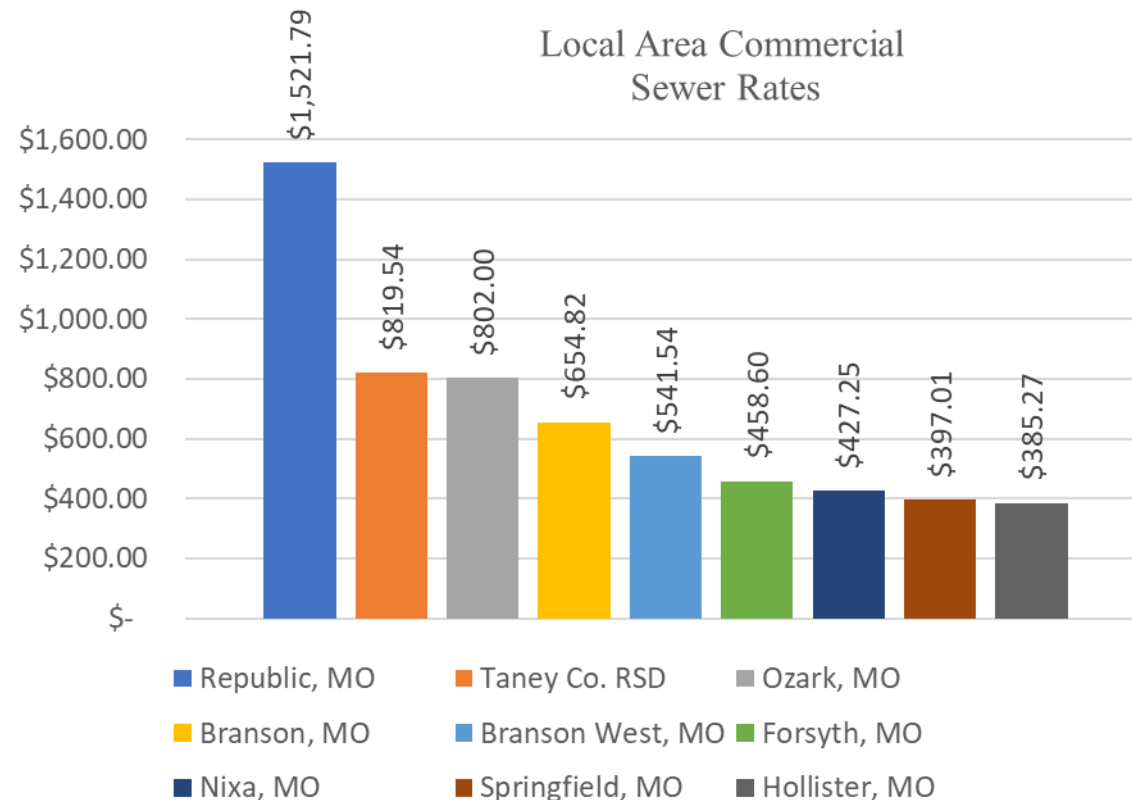




Local Area Residential Sewer Rates



Local Area Commercial Sewer Rates





QUESTIONS